

INFINOX

How to Download

Launch Pad on MT4 & MT5





01.

Autochartist LaunchPad

Autochartist LaunchPad offers a powerful new way to interact with market data—seamlessly integrated into your MetaTrader 4 and 5 platforms. Follow these quick steps to install the plugin and unlock advanced market analysis tools directly from your charts.



THE POWER TO TRADE



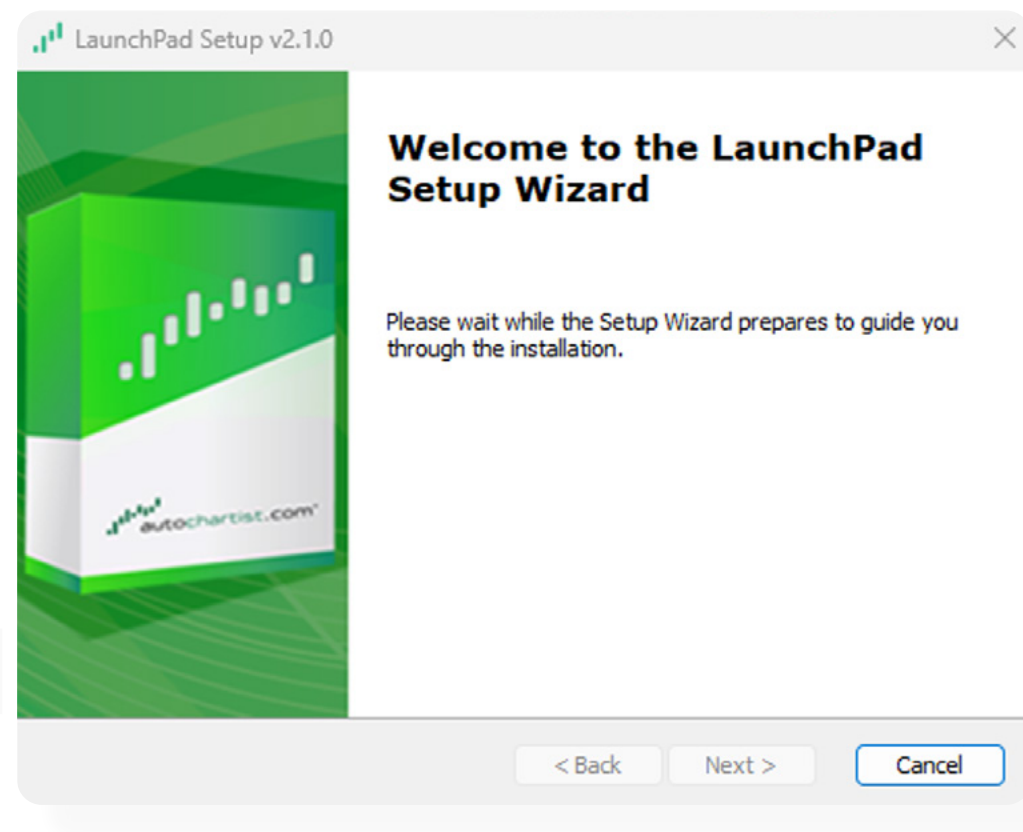
02

Download the Installer

Click the following link to download the LaunchPad installer:

https://ac-ai-ea.s3.eu-west-1.amazonaws.com/LaunchPad_Installer.exe

Remember: Your MetaTrader terminal must be closed before installation can proceed.





03

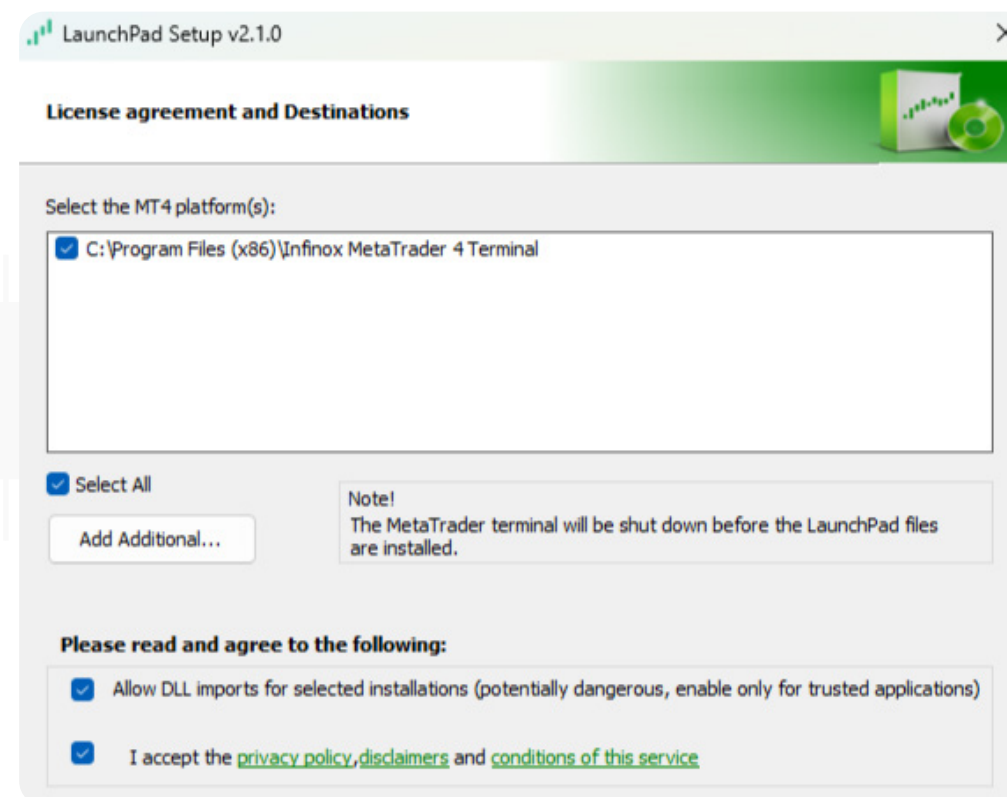
Complete the Installation Wizard

Follow the prompts in the setup wizard. The installer will automatically detect all valid MetaTrader installations on your system and display them in a list.

Tick the checkbox next to each MetaTrader platform where you wish to install the plugin.

Tick both checkboxes to allow DLL imports and accept the terms before proceeding.

Click Install.



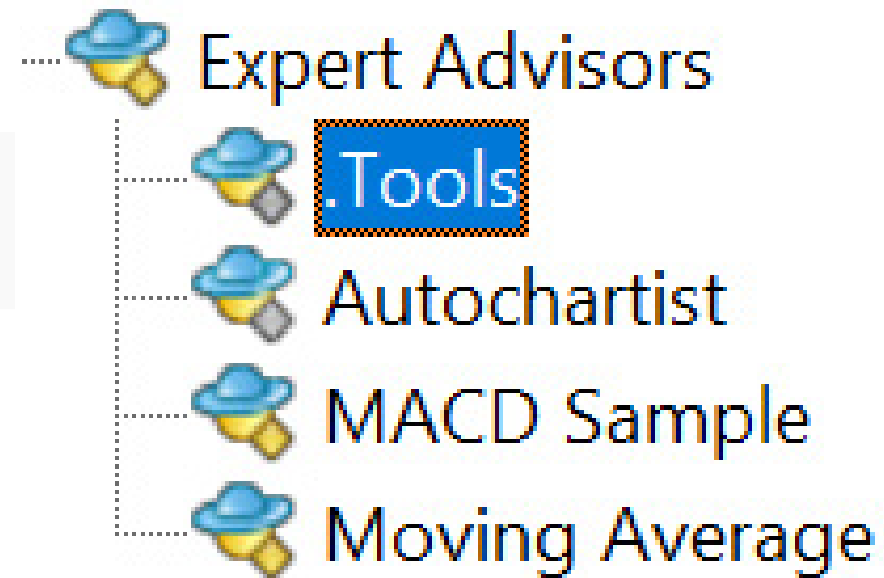


04

Launch MetaTrader & Locate LaunchPad

Once installed, (re)start your MetaTrader terminal.

- In the **Navigator** window, locate **LaunchPad** under:
- Drag and drop **LaunchPad** onto any chart window





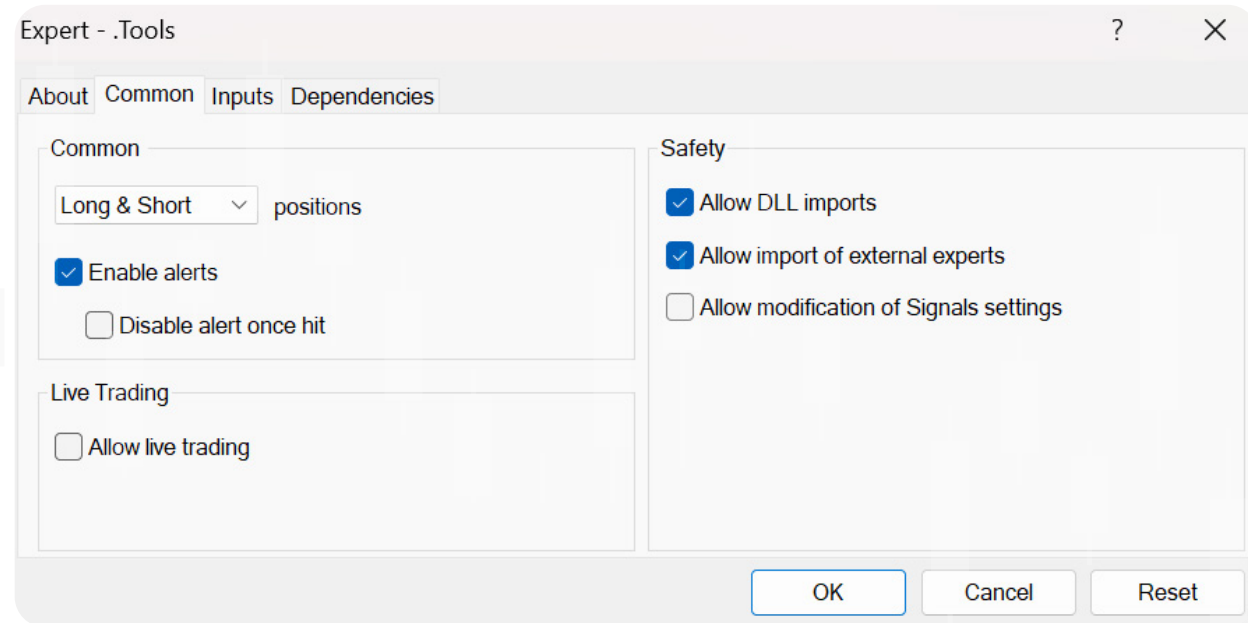
05

Enable DLL Imports

After placing LaunchPad on your chart:

1. Open the Common tab
2. Check Allow DLL imports

This ensures proper functionality of all LaunchPad tools, this applies to both MT4 & MT5.





06

Access the LaunchPad and Explore Tools

Your LaunchPad is now open and ready to use! From within the LaunchPad, you can access a suite of essential trading tools and resources:

Research Portal

Dive into technical analysis, news sentiment, and performance statistics

IX Intel

Stay updated with daily market reports

INFINOX Website

Explore our full range of trading services and support

Client Area

Manage your account and trading preferences

You can also contact your account manager if you have any questions.



INFINOX

TRADING POWER

The contents in this brochure provides an illustration of services offered only. Our products and services may be updated or amended at any time without prior notice and may differ from other INFINOX materials. Please refer to the website (www.infinox.com) for accurate and up to date information or contact our premium support team if you have any queries.

CFDs are complex instruments and come with a high risk of losing money rapidly due to leverage. You should consider whether you understand how CDFs work and whether you can afford to take the high risk of losing your money.

INFINOX Limited is authorised and regulated as an Investment Dealer by the Financial Services Commission (FSC) of Mauritius under License Number GB20025832. Registered Address: Cyberati Lounge, Ground Floor, The Catalyst Building, 40 Cybercity, Ebene, Republic of Mauritius

INFINOX Capital is a registered trading name of IX Capital Group Limited, authorised and regulated by the Securities Commission of The Bahamas ('the SCB') under Registration Number SIA F-188. We are authorised by SCB to deal, arrange and manage securities. Our registered office is located at 201 Church St, Sandyport, West Bay Street, P.O Box N-3406, Nassau, Bahamas.

INFINOX Global Limited, trading as INFINOX is a company incorporated under company number: A000001246 in Anguilla. Our registered office is located at No. 9 Cassius Webster Building, Grace Complex, PO Box 1330, The Valley, AI-2640 Anguilla.

INFINOX Limited (UK), is a company duly registered in the United Kingdom under company number 11290391 to act as a payment processor, registered and located at 90 Bartholomew Close, London, EC1A 7BN. INFINOX is a trademark belonging to INFINOX Capital Ltd, a registered company in the United Kingdom under company number 06854853. INFINOX Capital Ltd is authorised and regulated by the Financial Conduct Authority under Registration Number 501057.

